



Welcome to **First Medical Response**

Firstly, we would like to Thank you for attending one of our courses.



**First Aid
Level 1**

**Basic Fire
Fighting**

**Safety
Training**

FIRST MEDICAL RESPONSE




How to join a First Medical Response course via MS Teams



Click the **below link** and send us a **copy of your ID** in order to register.


Please contact us if you have any questions.
Thanks.

FMR Team
041 360 2540
info@fmrsa.co.za / mail@fmrsa.co.za



[Join Microsoft Teams Meeting](#)

Learn more about Teams | Meeting options



[Join Microsoft Teams Meeting](#)

Learn more about Teams | Meeting options



FIRST MEDICAL RESPONSE



How to join a First Medical Response course via MS Teams



WhatsApp

All delegates are to complete the **below link** and send us a **copy of your ID** in order to register.

[Learner Registration](#)


Please contact us if you have any questions.

Thanks.

FMR Team

041 360 2540

info@fmrsa.co.za / mail@fmrsa.co.za



[Join Microsoft Teams Meeting](#)

[Learn more about Teams](#) | [Meeting options](#)

[Join Microsoft Teams Meeting](#)

[Learn more about Teams](#) | [Meeting options](#)



FIRST MEDICAL RESPONSE



Your browser doesn't support Teams meetings.

For the best meeting experience, use the Teams app or join in Microsoft Edge



Get the Teams app

Join in Microsoft Edge



Already have the Teams app? [Launch it now](#)



Please use Internet Explorer or Microsoft Edge for MS Teams



For the best meeting experience, use the Teams app or join in Microsoft Edge. If you plan to only use Microsoft Teams for this course, it's much easier to click on "Join in Microsoft Edge".

Please remember you cannot use Chrome, only Microsoft Edge and Internet Explorer is capable.

FIRST MEDICAL RESPONSE

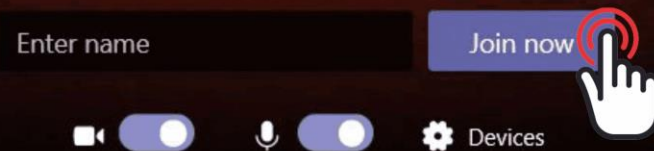


Choose your audio and video settings for

Meeting now

Enter your name & click Join Now.

If you're a bit early for the session or our instructor is getting ready, the next screen will say that "Someone in the meeting should let you in soon". As soon as we're all ready, we'll allow everyone in.



For a better experience sign in or download the desktop version

Once you've clicked on Join in Microsoft Edge, a pop up window will display asking for your name.

Please put your first name and the company that you're from.

Before you click Join Now, please put your video and microphone off. Once you're in the class you can put them back on.

Before joining, please test your video and sound settings.

If you're a bit early for the session or our instructor is getting ready, the next screen will say that "Someone in the meeting should let you in soon". As soon as we're all ready, we'll allow everyone in.

Please remember to be on time, we would suggest you set up at least 15 minutes before the course starts to ensure you all ready to go.

